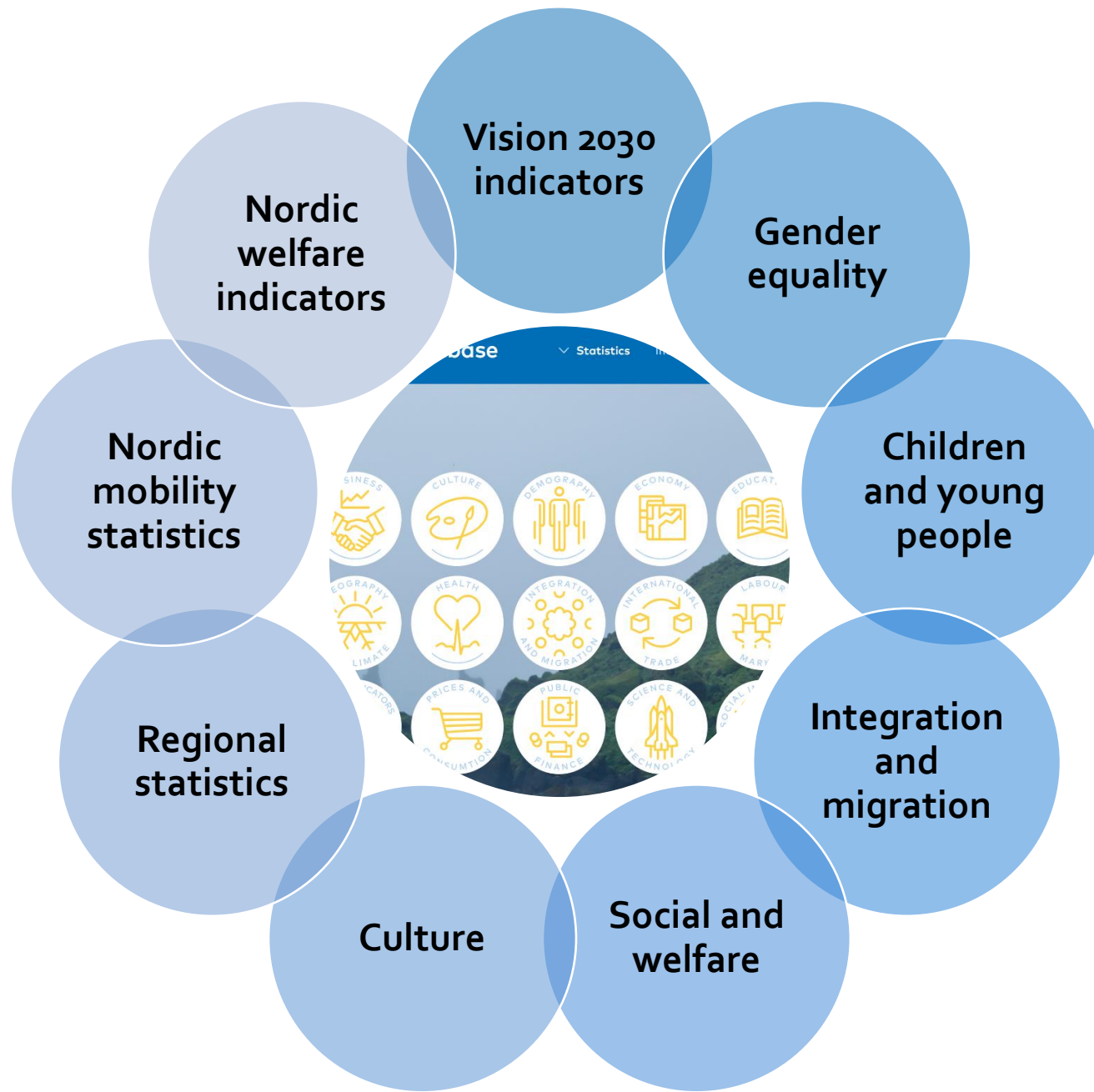


Development of Nordic indicators

Nordic Welfare Forum 2021







Vision 2030 indicators

Gender equality

Children and young people

Integration and migration

Social and welfare

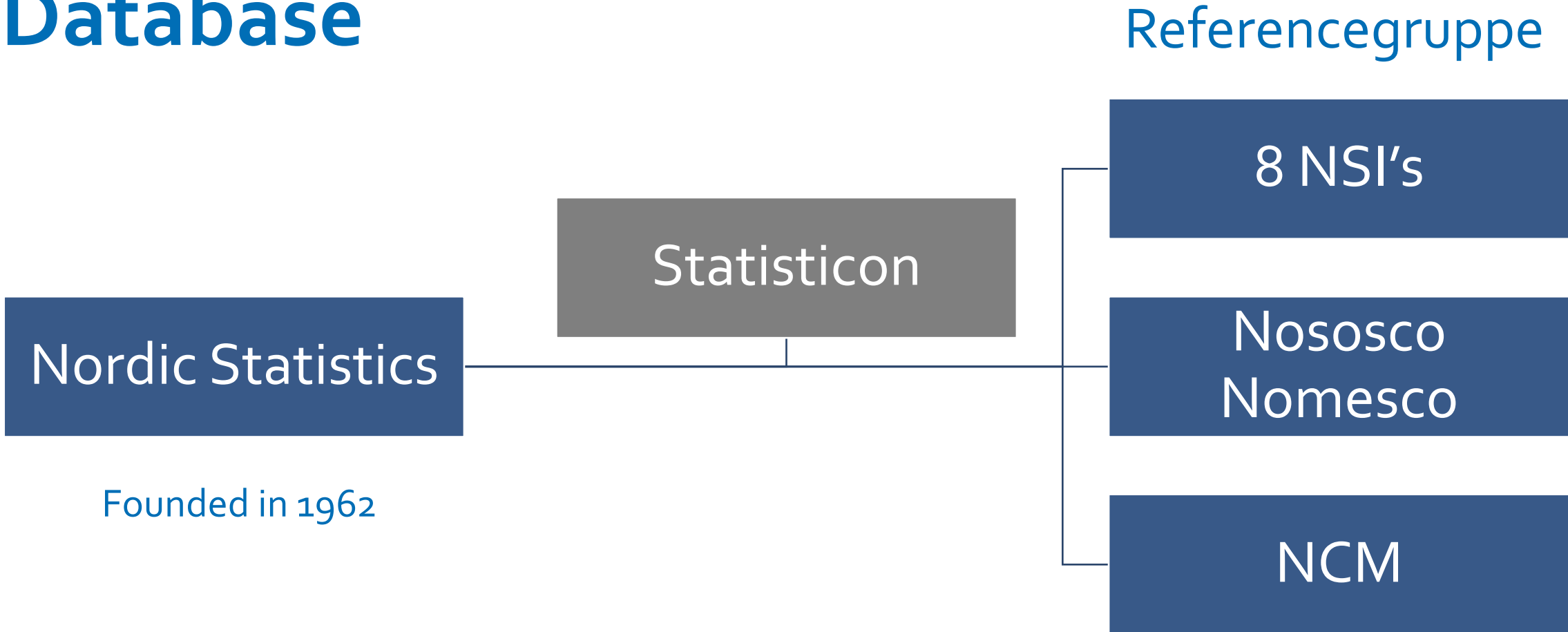
Culture

Regional statistics

Nordic mobility statistics

Nordic welfare indicators

Organization – Nordic Statistics Database



Vision 2030 Indicators

- Children and Young People
- Gender Equality Indicators



Our vision 2030

A **green** Nordic region

Together, we will promote a green transition of our societies and work towards carbon neutrality and a sustainable circular and bio-based economy.

A **competitive** Nordic region

Together, we will promote green growth in the Nordic region based on knowledge, innovation, mobility and digital integration.



**The Nordic
region will
become the most
sustainable and
integrated region
in the world**

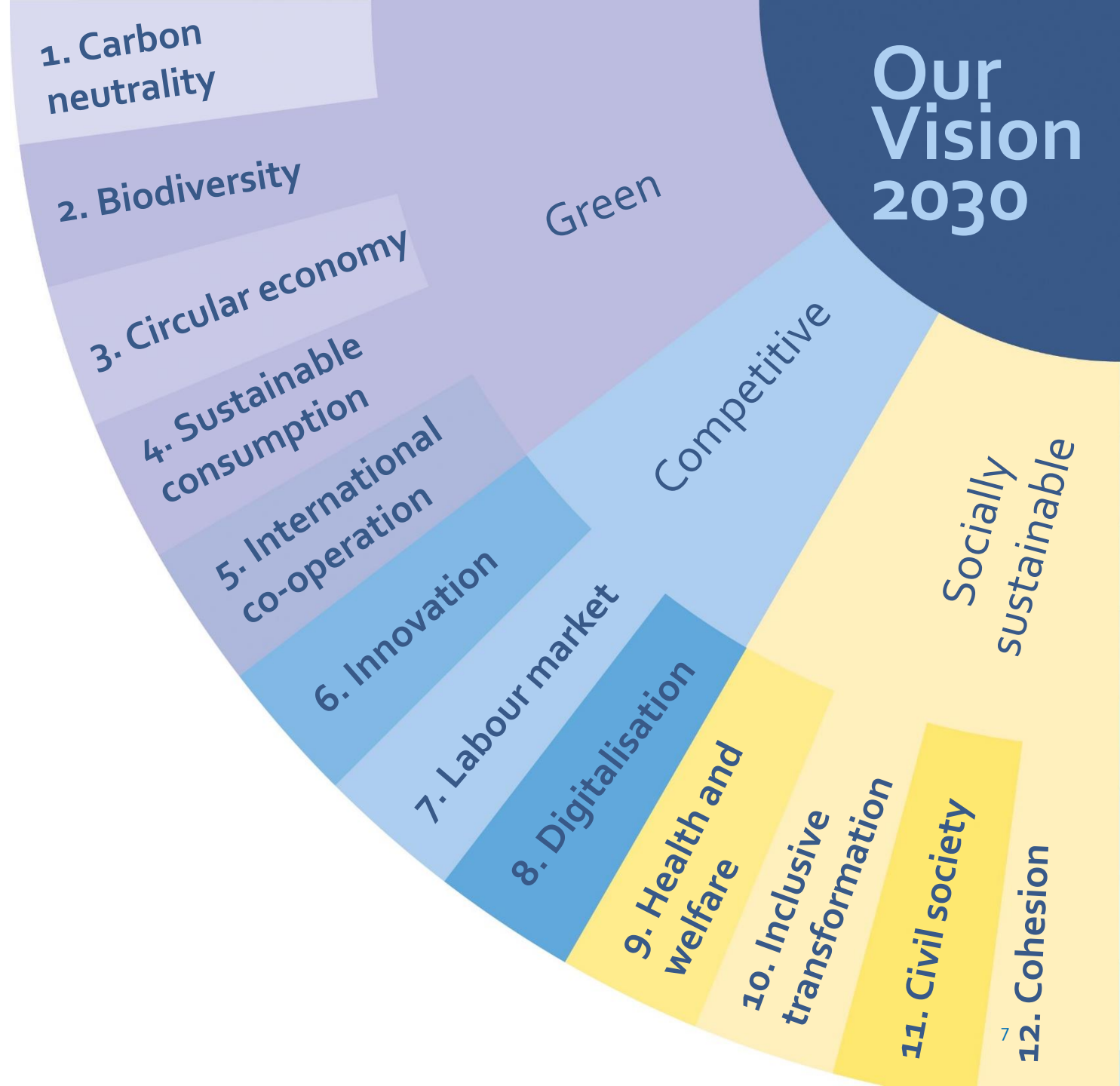
A **socially sustainable** Nordic region

Together, we will promote an inclusive, equal and interconnected region with shared values and strengthened cultural exchange and welfare.

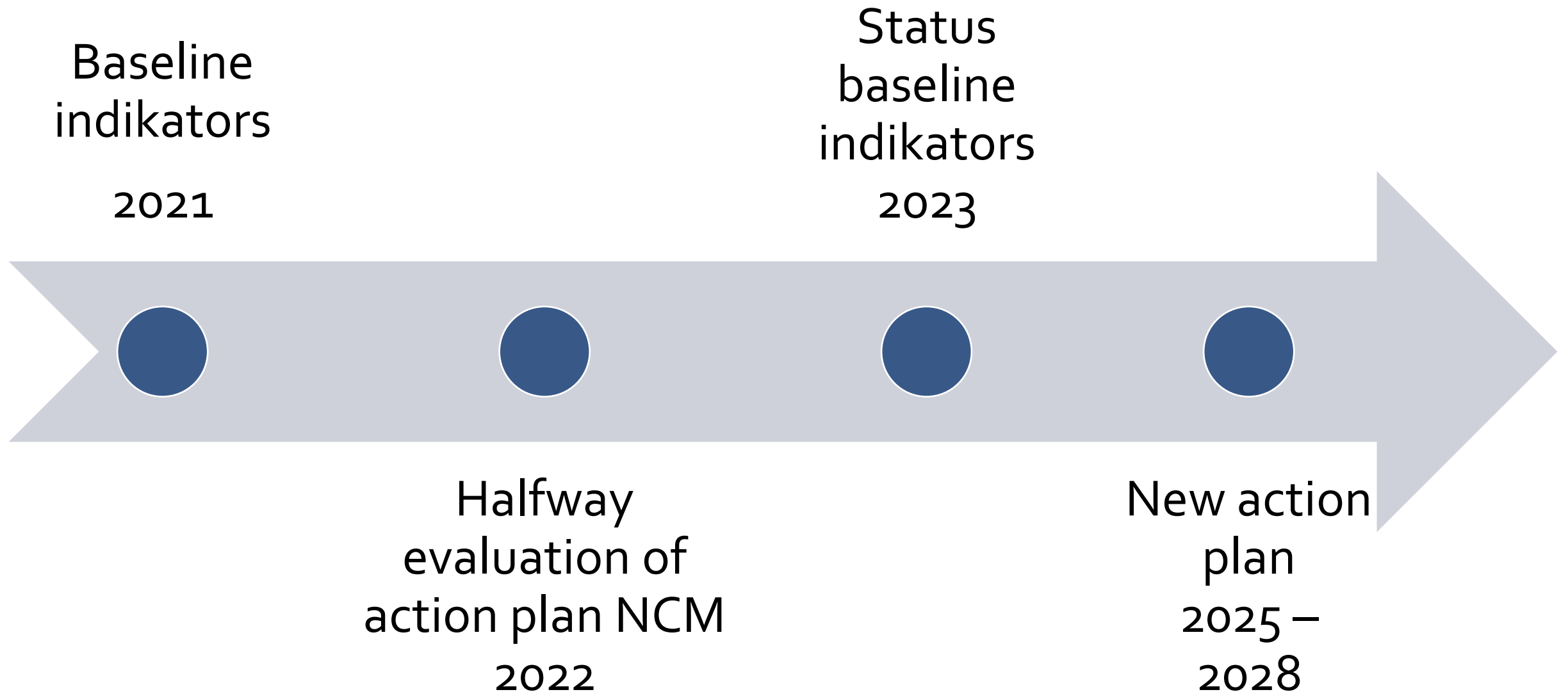


12 specific objectives

All the activities of the Nordic Council of Ministers must help us to achieve our goals.



Nordic Council of Ministers future work



Assessing the baseline

A: Setting upper and lower reference points for each indicator

B: Scaling and traffic-light scores

C: Benchmarks

D: Inequality assessments



Overall status of the three strategic priorities



A green
Nordic Region



A competitive
Nordic Region



A socially sustainable
Nordic Region



- Green** The Nordic Region is currently fulfilling its ambitions
- Yellow** Still some challenges
- Orange** Still significant challenges
- Red** Still major challenges



The Nordics – a sustainable and integrated region?

- No not yet, but we are well on our way!
- We have big and significant challenges to become a green region.
- But we have come a long way as a competitive and socially sustainable region.



A green
Nordic Region



A competitive
Nordic Region







A socially sustainable
Nordic Region



Status and progress

Status

-  The Nordic Region is currently fulfilling its ambitions
-  Still some challenges
-  Still significant challenges
-  Still major challenges

Progress arrows

-  On track
-  Moderate improvements
-  Stagnation
-  Moving in wrong direction



A green Nordic Region

Climate action	Greenhouse gas emissions	Consumption-based greenhouse gas emissions	Extent of Arctic ice
Affordable and clean energy	Renewable energy	Energy intensity	Greenhouse-gas intensity
Responsible consumption and production	Material footprint	Recycling of municipal waste	Ecolabelling
Life on land	Protected land areas	Organic farming	Farmland birds
Life below water	Protected marine areas	Eutrophication of the Baltic Sea	Fish stocks in the Arctic Ocean and the Barents Sea



A competitive Nordic Region

Quality education	Educational attainment 	Early school leavers 	Adult participation in education
	Employment 	Employment in the circular economy 	Economic growth
	Research and development expenditure 	Green patent applications 	Digitalisation (DESI)
Sustainable cities and communities	Transport in buses and trains 	Pollution in urban areas 	Open public spaces in urban areas
	Intra-Nordic immigration 	Intra-Nordic trade 	Cross-border commuting

Nordic welfare indicators

Other relevant welfare indicators



A socially sustainable Nordic Region

Good health and well-being	Life expectancy ● ↑	Self-rated health ● →	Preventable and treatable mortality ● ↑
Gender equality	Gender-segregated labour market ● →	Fathers' share of parental leave ● ↗	Women MPs ● ↑
Reduced inequalities	Economic inequality ● ↑	Risk of poverty and social exclusion ● →	Labour market integration of Non-EU citizens ● →
Peace, justice and strong institutions	Social trust ● ↑	Voter turnout ● →	Crime, violence and vandalism ● ↗
Strong cultural scene	Culture-related trade between the Nordic countries ● ↓	Public spending on culture ● ↑	Household spending on culture ● ↑

Nordic welfare indicators

Other relevant welfare indicators

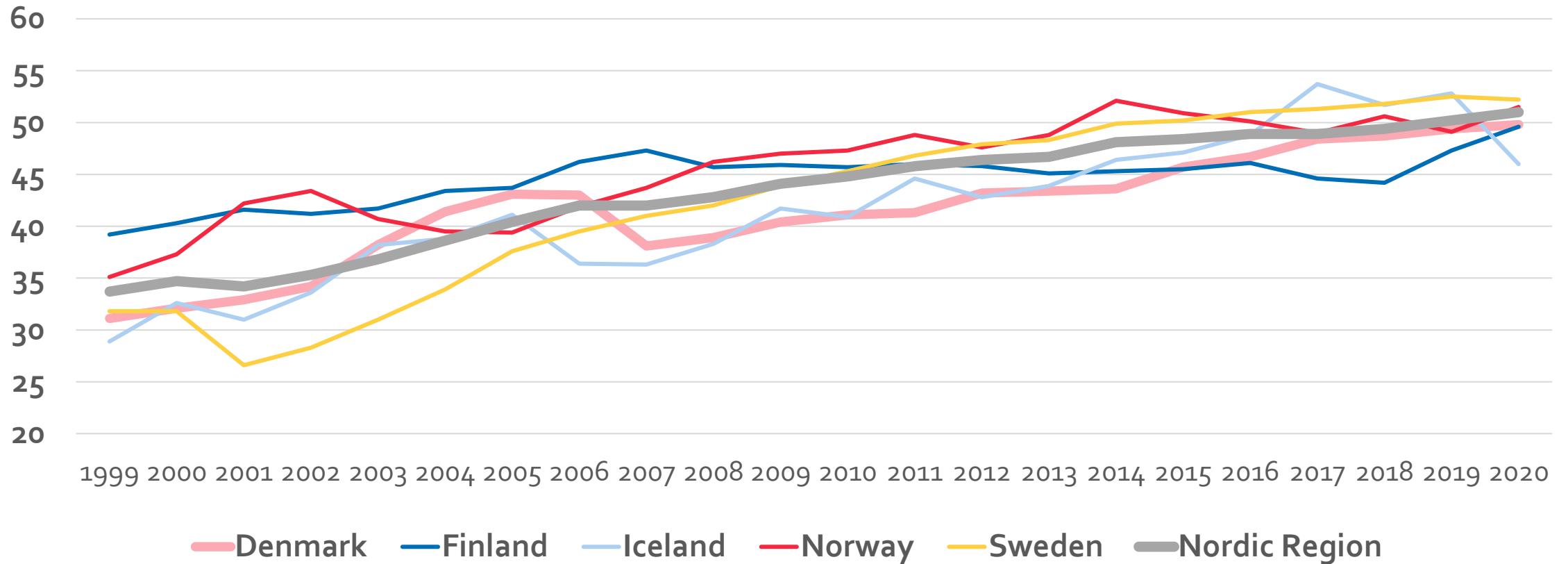


Nordic Welfare Indicators: Vision Indicators



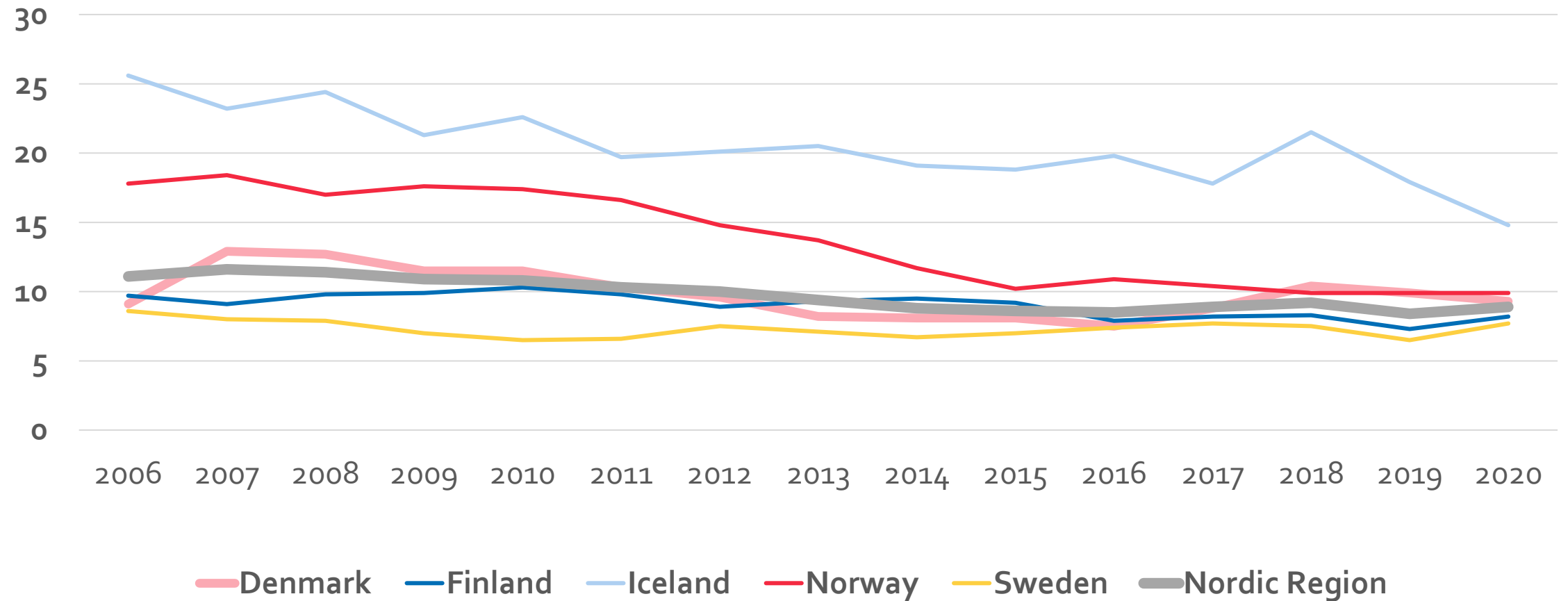
Tertiary educational attainment

Per cent of 30-34 years old



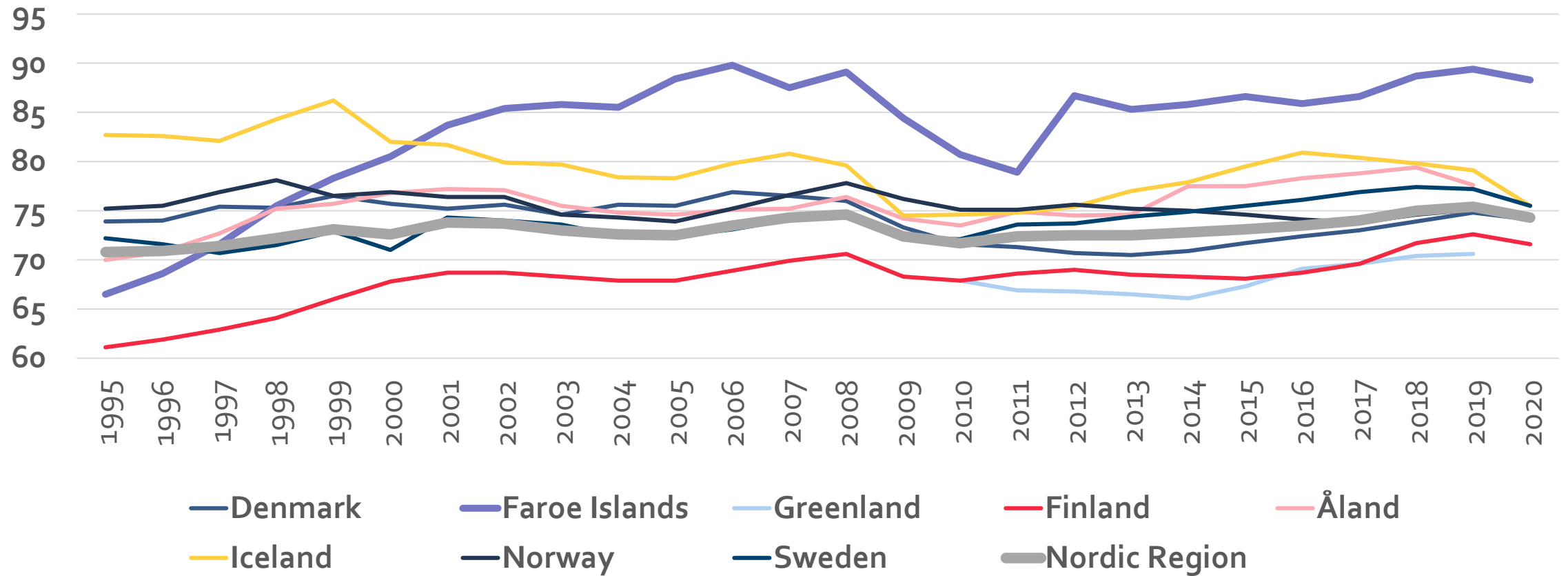
Early school leavers

Per cent 18 to 24 years old



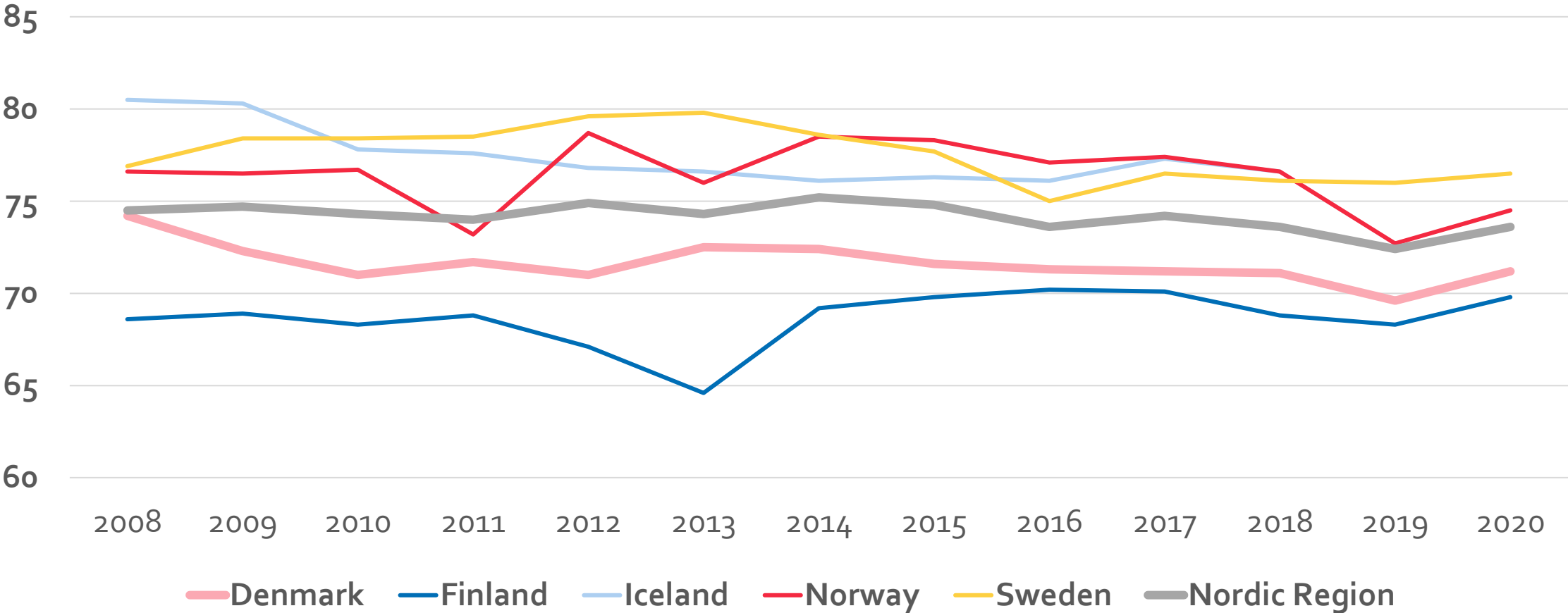
Employment

Diagramrubrik



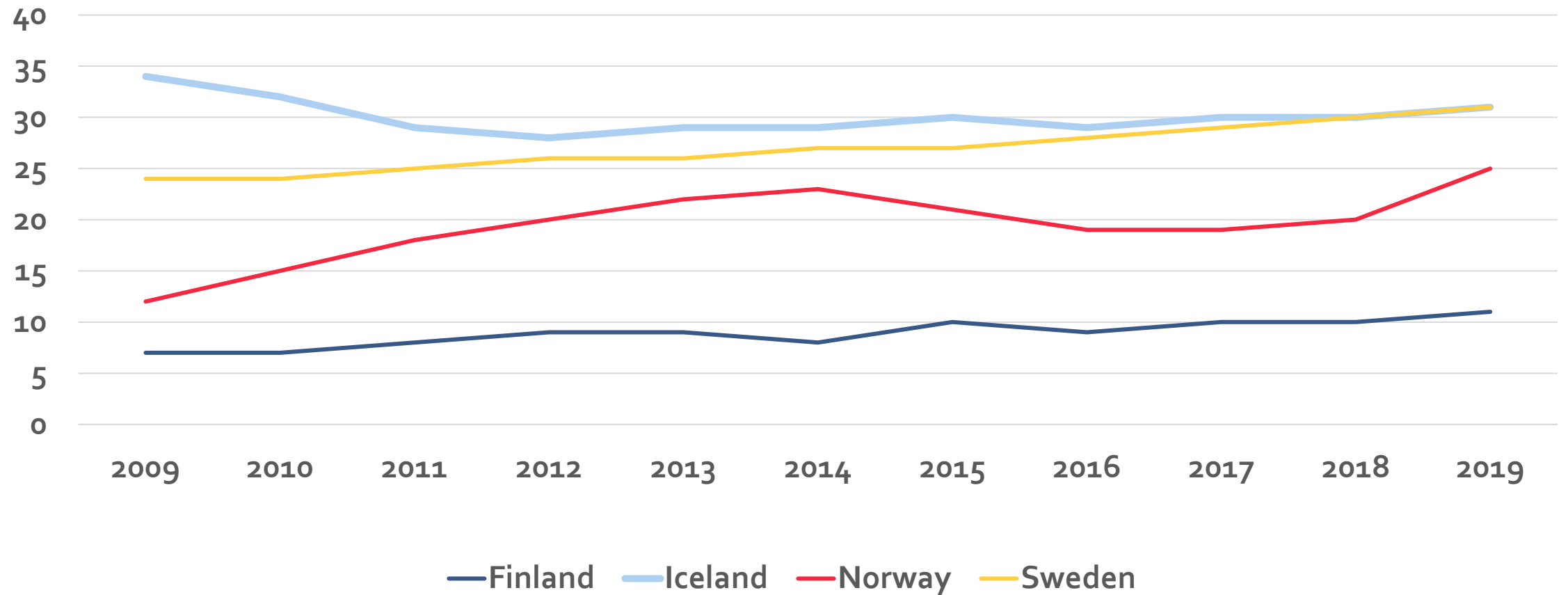
Self rated health: Very good or good

Per cent of population 16+



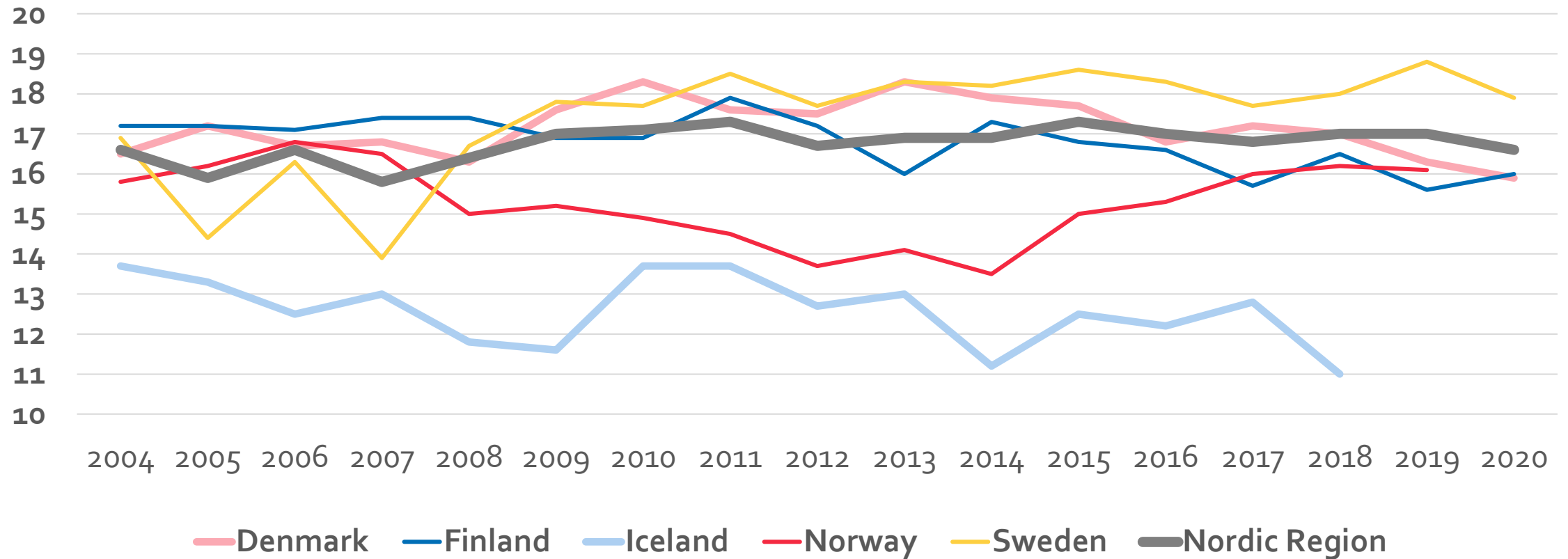
Mens share of paternity leave

Per cent



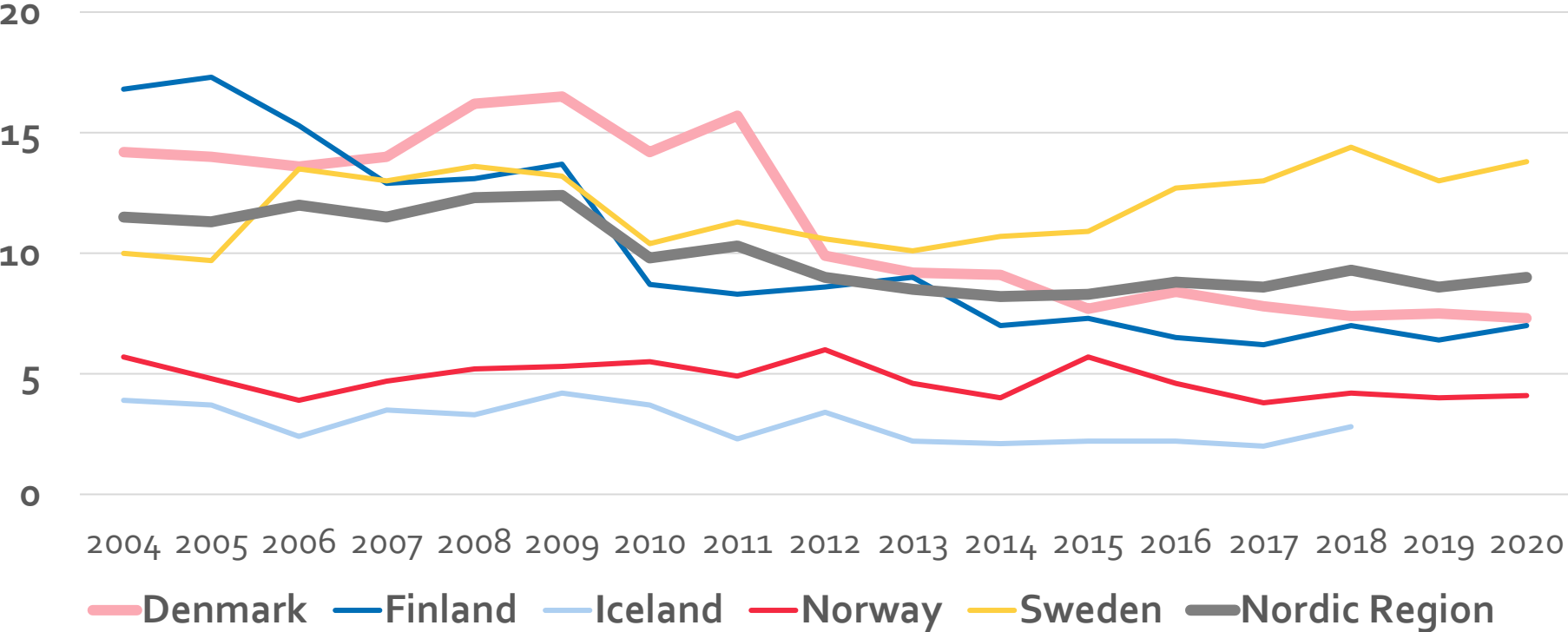
Risk of poverty

Per cent

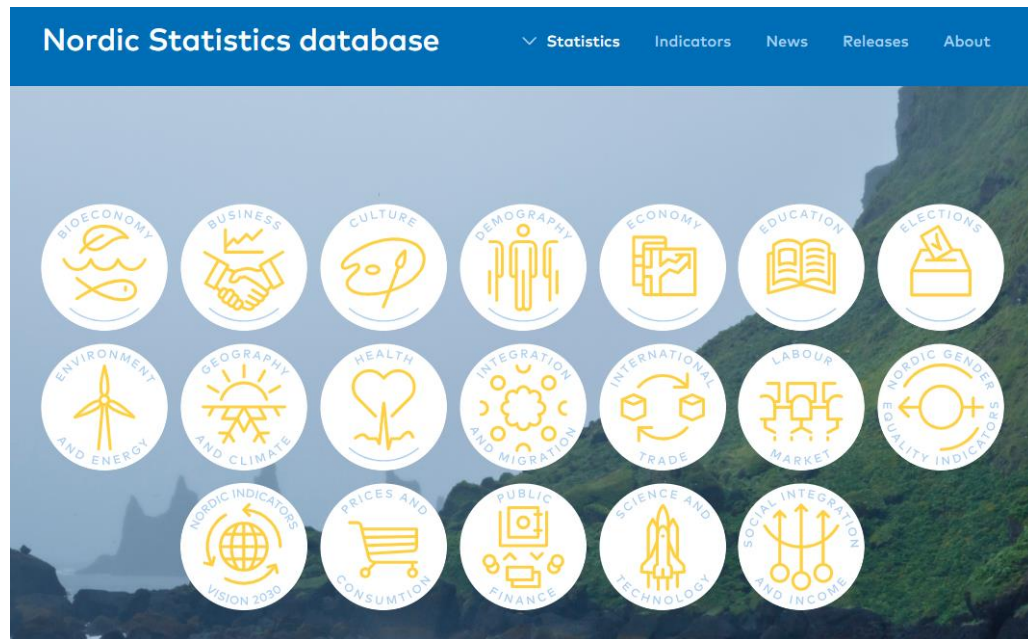


Crime, violation and vandalism

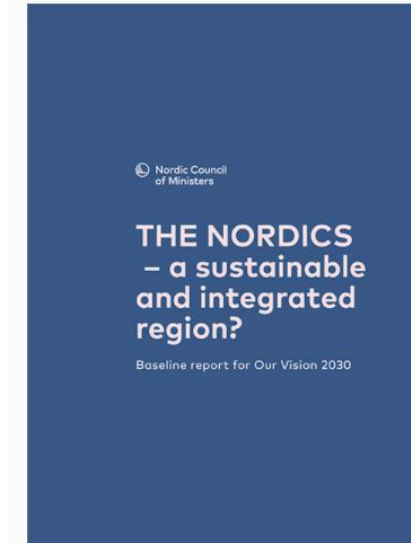
Per cent reporting experiencing problems



Nordic indicators for Vision 2030



THE NORDICS – a sustainable and integrated region? Baseline report for Our Vision 2030



Nordic statistics database

Statistics Indicators News Releases About

Nordic indicators for Vision 2030



Other indicators



Nordic children and young people in figures

- Developed by Nordbuk and Nordregio
- Inspired by Nordic Welfare Indicators
- Find it here: pub.norden.org/nord2021-039/



Nordic Children and Young People in Figures 2021

ABOUT THIS PUBLICATION

PDF

FOREWORD

1. DEMOGRAPHY

- 1.1 Fertility
- 1.2 Children and young people's demography
- 1.3 Gender distribution of young adults aged 20-29

2. PHYSICAL HEALTH

- 2.1 Bodyweight
- 2.2 Smoking
- 2.3 Alcohol
- 2.4 Dental Health

3. MENTAL HEALTH

- 3.1 Life satisfaction
- 3.2 Physical fighting
- 3.3 Exposure to bullying
- 3.4 Suicide

4. FAMILY AND LIVING CONDITIONS

- 4.1 Child poverty
- 4.2 Children in daycare

5. EDUCATION AND SKILLS

- 5.1 Educational skills (PISA)
- 5.2 PISA scores by gender
- 5.3 Tertiary education
- 5.4 Early leavers from education and training

6. WORKING LIFE

- 6.1 Youth unemployment
- 6.2 Young people not in employment, education or training (the NEET-)
- 6.3 Gig economy and precarious work

7. LEISURE AND CULTURE

- 7.1 Physical activities
- 7.2 Spending time with friends online
- 7.3 Recreational screen time



Nordic Gender Equality indicators

- Developed by Statistics Danmark and the other Nordic NSI's
- Published at Norden.org and in publications

Find it here:

pub.norden.org/nord2021-036/

www.norden.org/da/ligestilling-og-lgbti#edit-group-statistics-page



Nordic Gender Equality in Figures 2021

Introduction

1. Demography

2. Family and care

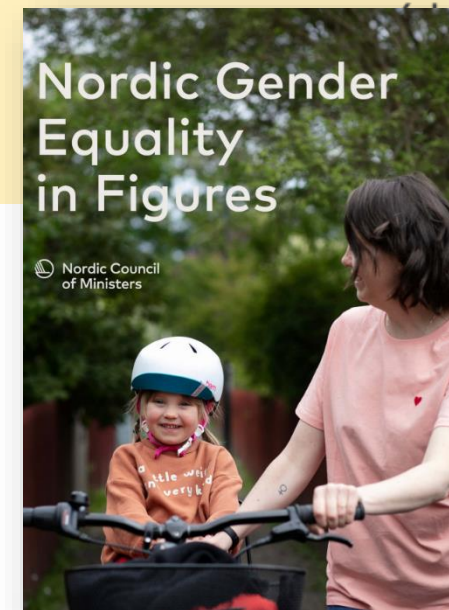
3. Health

4. Education

5. Labor market

[ABOUT THIS PUBLICATION](#)

[PDF](#)



Income

Influence and Power

Ulla Agerskov

Project manager

ullage@norden.org

+4560394225

Nordisk Ministerråd

Ved Stranden 18, 1061 København K

norden.org

